

Schlüter®-DILEX-BWA

Movement joint profile
for flexible connections

4.9

Product data sheet



Application and Function

Schlüter-DILEX-BWA is a movement profile used in tile installations to provide a flexible connection to the building's fixed elements. The perforated anchoring leg, made of recycled rigid PVC, is secured in the tile adhesive beneath the tiles. Epoxy resin, silicone, tile adhesive, etc. can be used to bond the dove-tailed channel of the profile (opposite the anchoring leg) to the existing structure.

The 5 mm wide movement zone, made of soft CPE, absorbs occurring movements. The lower soft zone is slit to maximise the absorption of tensile stresses. Schlüter-DILEX-BWA prevents sound bridges, thereby reducing sound transmission.


Material

Schlüter-DILEX-BWA consists of a perforated anchoring leg made of recycled rigid PVC, connected by a soft CPE top and bottom section to a dove-tailed channel, also made of recycled rigid PVC.

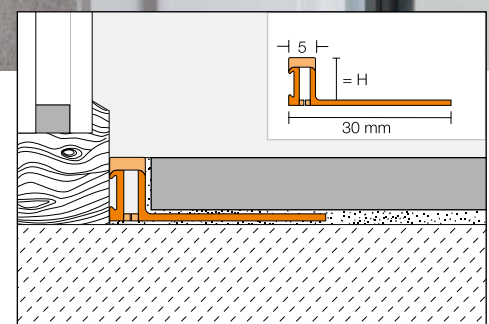
Material properties and areas of application

The material is resistant to most chemicals commonly encountered in tiled environments.

In special cases, the suitability of a proposed type of material must be verified based on anticipated chemical, mechanical, and/or other stresses. The trim's CPE expansion zone is UV-resistant and free of softening agents.



Schlüter-DILEX-BWA is used in tile installations as a flexible connection to fixed structural components. Applications include window or door frames, thresholds, cupboard-wall connections, floor coverings against existing wall or dado coverings, etc.





Installation







1. Select Schlüter-DILEX-BWA according to tile thickness.
2. Apply tile adhesive to the edge area where the profile is to be installed, using an appropriate trowel.
3. The undercut chamber of the exterior finishing leg can be filled with epoxy resin adhesive, silicone etc. as needed to bond the profile to the structural element.
4. Press the trapezoid-perforated anchoring leg of Schlüter-DILEX-BWA into the adhesive and bond it firmly to the structural element.
5. Trowel additional tile adhesive over the trapezoid-perforated anchoring leg to ensure full coverage and solid bedding.
6. Firmly press the adjoining tiles into place and align them flush with the upper profile edge.
7. Leave a joint of approximately 2 mm to the profile.
8. Completely fill the space between the tiles and the profile with grout.

Maintenance

Schlüter-DILEX-BWA is resistant to fungi and bacteria and requires no special maintenance. Clean the profile along with the tiled surface using common household cleaning agents.



Application areas depending on local traffic load

- 
Foot traffic
 Total weight –
- 
Shopping carts
 Total weight max. 0.4 t
- 
Cars
 Total weight max. 3.5 t
- 
Trucks
 Total weight max. 40 t
- 
Forklifts
Pneumatic tyres
 Total weight max. 5 t
Solid rubber tyres
 Total weight max. 2.5 t
- 
Pallet trucks
Hard rubber tyres
 Total weight max. 2.5 t
 (Pallet trucks must have tandem axles)

- Suitable
- Unsuitable

Product Overview

Schlüter®-DILEX-BWA

Supplied length: 2.50 m

Colours	G	PG	BW	HB	GS	C	SG	DA	FG
H = 4.5 mm	●	●	●	●	●	●	●	●	●
H = 6 mm	●	●	●	●	●	●	●	●	●
H = 8 mm	●	●	●	●	●	●	●	●	●
H = 10 mm	●	●	●	●	●	●	●	●	●
H = 12.5 mm	●	●	●	●	●	●	●	●	●

Movement zone colours:
 G = grey
 PG = pastel grey
 BW = brilliant white
 HB = light beige
 GS = graphite black
 C = cream
 SG = stone grey
 DA = dark anthracite
 FG = joint grey

Schlüter-Systems KG 📍 Schmölestraße 7 | D-58640 Iserlohn

☎ +49 2371 971-0 📠 +49 2371 971-1111 ✉ info@schlueter.de 🌐 schlueter-systems.com

Schlüter-Systems Ltd 📍 Units 3-6 Bardon 22 Industrial Estate | Bardon Hill | Coalville | Leicestershire | LE67 1TE

☎ +44 (0) 1530 813396 ✉ sales@schluter.co.uk 🌐 schluter.co.uk