

Schlüter®-DILEX-KSBT

Movement joint profile
for heavy duty applications

4.19

Product data sheet



Application and Function

Schlüter-DILEX-KSBT is a maintenance free movement profile to bridge structural joints within tile and natural stone coverings. Schlüter-DILEX-KSBT assists in reducing the transmission of impact sound.

If the closed movement zone is unable to absorb movements, the joint spacer can be cut open. In this manner, the 20 mm wide insert can absorb movements of ± 5 mm and the 30 mm wide insert, movements of ± 10 mm.

The profile can be used in floor areas as well as wall areas, for a continuous, uniform appearance. It is particularly suited for use in walls and ceilings made from gypsum board panels; it can also be integrated directly into the plaster or mortar screed.

The trapezoid perforated anchoring legs, made of stainless steel or aluminium, are connected by a 20 mm or 30 mm wide, soft movement zone made of thermoplastic rubber.

The rubber insert can be replaced in case of damage.

The anchoring metal legs effectively protect the adjoining edges of the floor covering. The broad movement zone limits the load bearing capacity of the profile when subjected to high point loads (e.g. high heels) or when heavy weights are placed directly on the soft zone.



Material

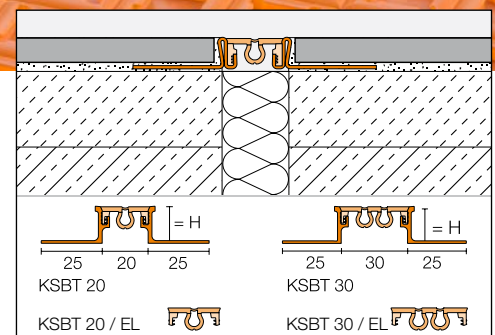
E = Stainless steel

V2A, material no. 1.4301 = AISI 304

V4A material no. 1.4404 = AISI 316L

A = Aluminium

The movement zone consists of soft thermoplastic rubber with grip bars made of a rigid material.



Material properties and areas of application

The suitability of a proposed type of profile must be verified based on the anticipated chemical, mechanical, and/or other stresses.



Schlüter®-DILEX-EKSBT 30

DILEX-EKSBT with lateral attachment profiles made of stainless steel 1.4301 (V2A) or 1.4404 (V4A) are particularly well suited for applications that, in addition to heavy mechanical stresses, require resistance to chemicals such as acidic or alkaline media and detergents. The use of V4A is recommended if consistent exposure is expected, for example in the case of swimming pools (fresh water). Stainless steel is not resistant to all chemical stresses, and may be affected by hydrochloric and hydrofluoric acid or certain chlorine and brine concentrations. Special anticipated stresses should therefore be verified in advance. Depending on the anticipated chemical stresses, customers can choose between the alloy materials 1.4301 or 1.4404.

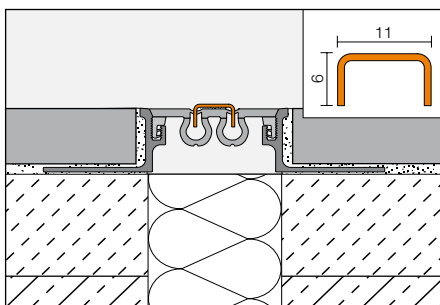
Schlüter-DILEX-AKSBT, with aluminium anchoring legs, must be tested to verify its suitability if chemical stresses are anticipated. Cementitious materials, in conjunction with moisture, become alkaline. Since aluminium is sensitive to alkaline substances, exposure to the alkali (depending on the concentration and duration of exposure) may result in corrosion (aluminium hydroxide formation). For this reason, remove mortar or grouting material immediately from all visible areas and do not cover freshly installed coverings with foil. The profile must be solidly bedded in the setting material.



Schlüter®-DILEX-AKSBT 20

Schlüter-DILEX-KSBT 30 / VE is a U-shaped profile insert of brushed stainless steel. It is used to enhance optical appeal and reinforces the soft core of the profiles DILEX-KSBT 30. The movement zone of all Schlüter-DILEX-KSBT profile types consists of highly flexible thermoplastic rubber. This material is highly resistant to chemicals and the chemical stresses typically associated with tile coverings and has been specially treated to resist fungi and bacteria. The insert is resistant to temperatures ranging from -60 °C to +100 °C. Thermoplastic elastomers can be connected by welding if profiles are joined to produce longer lengths.

The inserts **Schlüter-DILEX-KSBT 20/K** or **30/K** are available in all colours to form cross joints with Schlüter-DILEX-KSBT movement profiles.



U-Profileinlage Schlüter®-DILEX-KSBT 30/VE

Installation

1. Select Schlüter-DILEX-KSBT in accordance with tile thickness.
2. Using a notched trowel, apply tile adhesive to the area where the profile will be placed.
3. Press the trapezoid-perforated anchoring leg of Schlüter-DILEX-KSBT firmly into the adhesive and align it. The profile must align directly with expansion and movement joints in the substrate below.
4. Trowel tile adhesive over the trapezoid perforated anchoring leg to ensure full coverage. Trowel tile adhesive against the vertical anchoring legs at an angle.
5. Firmly press the adjoining tiles into place and align them in such a way that the upper profile edge is flush with the tile (profile should not protrude over the surface of the covering; preferably, it should be approx. 1 mm below the top level of the covering). The tiles must be fully embedded in the area of the profile. Always adjoin the uncut tile edge to the profile.
6. Leave a 2-mm joint to the profile, and completely fill the joint between the profile and the tile with mortar.
7. For installation of the profile insert Schlüter-DILEX-KSBT 30 / VE into the profile Schlüter-DILEX-KSBT 30, cut the grooves of the soft zone with a utility knife. Apply the installation adhesive Schlüter-KERDI-FIX to the back of the profile insert and press it into the groove.
8. For cross joints, trim the profiles in such a way that the trapezoid perforated anchoring legs don't overlap during installation.

Maintenance

Schlüter-DILEX-KSBT is treated to resist fungi and bacteria, and requires no special maintenance or care. The synthetic rubber movement zone is replaceable. Stainless steel surfaces exposed to the environment or aggressive substances should be cleaned periodically using a mild household cleaner. Regular cleaning maintains the neat appearance of stainless steel and reduces the risk of corrosion. All cleaning agents must be free of hydrochloric and hydrofluoric acid. Avoid contact with other metals such as steel, since this can cause extraneous rust. This also includes tools such as trowels or steel wool, i.e. tools used to remove mortar residue.



Product overview:

Schlüter®-DILEX-EKSBT 20

E = stainless steel 20 mm wide

Length supplied: 2.50 m

Colours	G	HB	GS	C	SG	DA	FG
H = 8 mm	•	•	•	•	•	•	•
H = 10 mm	•	•	•	•	•	•	•
H = 11 mm	•	•	•	•	•	•	•
H = 12,5 mm	•	•	•	•	•	•	•
H = 14 mm	•	•	•	•	•	•	•
H = 16 mm	•	•	•	•	•	•	•
H = 18,5 mm	•	•	•	•	•	•	•
H = 21 mm	•	•	•	•	•	•	•
H = 25 mm	•	•	•	•	•	•	•
H = 30 mm	•	•	•	•	•	•	•



Schlüter®-DILEX-EKSBT 20

Schlüter®-DILEX-EKSBT 20 V4A

E V4A = stainless steel 1.4404 20 mm wide

Length supplied: 2.50 m

Colours	G	HB	GS	C	SG	DA	FG
H = 8 mm	•	•	•	•	•	•	•
H = 10 mm	•	•	•	•	•	•	•
H = 11 mm	•	•	•	•	•	•	•
H = 12,5 mm	•	•	•	•	•	•	•
H = 14 mm	•	•	•	•	•	•	•
H = 16 mm	•	•	•	•	•	•	•

Schlüter®-DILEX-EKSBT 30

E = stainless steel 30 mm wide

Length supplied: 2.50 m

Colours	G	HB	GS	C	SG	DA	FG
H = 8 mm	•	•	•	•	•	•	•
H = 10 mm	•	•	•	•	•	•	•
H = 11 mm	•	•	•	•	•	•	•
H = 12,5 mm	•	•	•	•	•	•	•
H = 14 mm	•	•	•	•	•	•	•
H = 16 mm	•	•	•	•	•	•	•
H = 18,5 mm	•	•	•	•	•	•	•
H = 21 mm	•	•	•	•	•	•	•
H = 25 mm	•	•	•	•	•	•	•
H = 30 mm	•	•	•	•	•	•	•



Schlüter®-DILEX-EKSBT 30

Schlüter®-DILEX-EKSBT 30 V4A

E V4A = stainless steel 1.4404 30 mm wide

Length supplied: 2.50 m

Colours	G	HB	GS	C	SG	DA	FG
H = 8 mm	•	•	•	•	•	•	•
H = 10 mm	•	•	•	•	•	•	•
H = 11 mm	•	•	•	•	•	•	•
H = 12,5 mm	•	•	•	•	•	•	•
H = 14 mm	•	•	•	•	•	•	•
H = 16 mm	•	•	•	•	•	•	•



Schlüter®-DILEX-AKSBT 20

A = aluminium 20 mm wide

Length supplied: 2.50 m

Colours	G	HB	GS	C	SG	DA	FG
H = 8 mm	•	•	•	•	•	•	•
H = 10 mm	•	•	•	•	•	•	•
H = 11 mm	•	•	•	•	•	•	•
H = 12,5 mm	•	•	•	•	•	•	•
H = 14 mm	•	•	•	•	•	•	•



Schlüter®-DILEX-AKSBT 20

Schlüter®-DILEX-AKSBT 30

A = aluminium 30 mm wide

Length supplied: 2.50 m

Colours	G	HB	GS	C	SG	DA	FG
H = 8 mm	•	•	•	•	•	•	•
H = 10 mm	•	•	•	•	•	•	•
H = 11 mm	•	•	•	•	•	•	•
H = 12,5 mm	•	•	•	•	•	•	•
H = 14 mm	•	•	•	•	•	•	•

Schlüter®-DILEX-KSBT 20/EL

Length supplied: 2,50 m

Colours	G	HB	GS	C	SG	DA	FG
Insert 20 mm	•	•	•	•	•	•	•

Schlüter®-DILEX-KSBT 30/EL


Length supplied: 2,50 m

Colours	G	HB	GS	C	SG	DA	FG
Insert 30 mm	•	•	•	•	•	•	•

Schlüter®-DILEX-KSBT 20/K

cross joint insert

Colours	G	HB	GS	C	SG	DA	FG
Insert 20 mm	•	•	•	•	•	•	•



Schlüter®-DILEX-KSBT 20/K

Schlüter®-DILEX-KSBT 30/K

cross joint insert

Colours	G	HB	GS	C	SG	DA	FG
Insert 30 mm	•	•	•	•	•	•	•

Schlüter®-DILEX-KSBT 30/VE

EB = brushed stainless steel

Length supplied: 2.50 m

Stainless steel insert for Schlüter®-DILEX-KSBT 30

Movement zone colours:

- G = grey
- HB = light beige
- GS = graphite black
- C = cream
- SG = stone grey
- DA = dark anthracite
- FG = joint grey



Schlüter®-DILEX-KSBT 30/VE



Movement capacity of Schlüter®-DILEX-KSBT

			
DILEX-KSBT 20	5,0 mm	5,0 mm	± 5,0 mm
DILEX-KSBT 30	10,0 mm	10,0 mm	± 5,0 mm

Application areas depending on local traffic load

**Foot traffic**

Total weight

-

**Cars**

Total weight

max. 3.5 t




● Suitable



Schlüter-Systems KG  Schmölestraße 7 | D-58640 Iserlohn

 +49 2371 971-0  +49 2371 971-1111  info@schlueter.de  schlueter-systems.com

Schlüter-Systems Ltd  Units 3-6 Bardon 22 Industrial Estate | Bardon Hill | Coalville | Leicestershire | LE67 1TE

 +44 (0) 1530 813396  sales@schluter.co.uk  schluter.co.uk