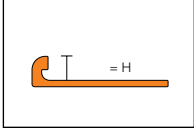
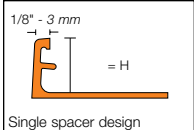




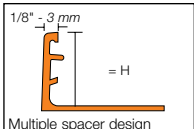
Aluminum, Brass  
3/32" - 3/16" (2 - 4.5 mm)



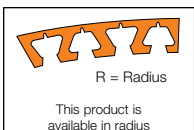
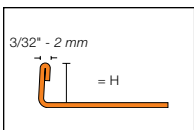
1/4" - 1/2" (6 - 12.5 mm)



Single spacer design  
17/32" - 1-3/16" (14 - 30 mm)



Multiple spacer design  
Stainless steel



R = Radius  
This product is available in radius

Schluter®-SCHIENE						
Length = 2.5 m - 8' 2-1/2"	Stainless steel 304 (1.4301 = V2A) (E)	Brushed stainless steel 304 (1.4301 = V2A) (EB)	Solid brass (M)	Aluminum (A)	Satin anodized aluminum (AE)	
H = mm - in.	Item No.	Item No.	Item No.	Item No.	Item No.	
2 - 3/32	E 20	-	-	A 20	AE 20	
3 - 1/8	E 30	-	M 30	A 30	AE 30	
4.5 - 3/16	E 45	-	M 45	A 45	AE 45	
6 - 1/4	E 60	E 60 EB	M 60	A 60	AE 60	
7 - 9/32	E 70	-	-	A 70	AE 70	
8 - 5/16	E 80	E 80 EB	M 80	A 80	AE 80	
9 - 11/32	E 90	-	M 90	A 90	AE 90	
10 - 3/8	E 100	E 100 EB	M 100	A 100	AE 100	
11 - 7/16	E 110	E 110 EB	M 110	A 110	AE 110	
12.5 - 1/2	E 125	E 125 EB	M 125	A 125	AE 125	
14 - 17/32	E 140	-	-	A 140	AE 140	
15 - 9/16	E 150	-	M 150	A 150	AE 150	
16 - 5/8	E 160	-	M 160	A 160	AE 160	
17.5 - 11/16	E 175	-	M 175	A 175	AE 175	
20 - 3/4	E 200	-	M 200	A 200	AE 200	
21 - 13/16	-	-	-	A 210	AE 210	
22.5 - 7/8	E 225	-	M 225	A 225	AE 225	
25 - 1	E 250	-	M 250	A 250	AE 250	
27.5 - 1-1/16	-	-	-	A 275	AE 275	
30 - 1-3/16	E 300	-	M 300	A 300	AE 300	

10-foot (3.05 m) SCHIENE Profiles – Stainless Steel	
Length = 3.05 m - 10'	Stainless steel 304 (1.4301 = V2A) (E)
H = mm - in.	Profile
8 - 5/16	E 80 / 300
10 - 3/8	E 100 / 300
12.5 - 1/2	E 125 / 300

**Schluter®-SCHIENE**

Length = 2.5 m - 8' 2-1/2"	Polished chrome anodized aluminum (ACG)	Brushed chrome anodized aluminum (ACGB)	Satin nickel anodized aluminum (AT)	Polished nickel anodized aluminum (ATG)
H = mm - in.	Item No.	Item No.	Item No.	Item No.
6 - 1/4	A 60 ACG	A 60 ACGB	A 60 AT	A 60 ATG
8 - 5/16	A 80 ACG	A 80 ACGB	A 80 AT	A 80 ATG
10 - 3/8	A 100 ACG	A 100 ACGB	A 100 AT	A 100 ATG
12.5 - 1/2	A 125 ACG	A 125 ACGB	A 125 AT	A 125 ATG

Length = 2.5 m - 8' 2-1/2"	Brushed nickel anodized aluminum (ATGB)	Satin copper anodized aluminum (AK)	Polished copper anodized aluminum (AKG)	Brushed copper anodized aluminum (AKGB)
H = mm - in.	Item No.	Item No.	Item No.	Item No.
6 - 1/4	A 60 ATGB	A 60 AK	A 60 AKG	A 60 AKGB
8 - 5/16	A 80 ATGB	A 80 AK	A 80 AKG	A 80 AKGB
10 - 3/8	A 100 ATGB	A 100 AK	A 100 AKG	A 100 AKGB
12.5 - 1/2	A 125 ATGB	A 125 AK	A 125 AKG	A 125 AKGB

Length = 2.5 m - 8' 2-1/2"	Satin brass anodized aluminum (AM)	Polished brass anodized aluminum (AMG)	Brushed brass anodized aluminum (AMGB)	Brushed antique bronze anodized aluminum (ABGB)
H = mm - in.	Item No.	Item No.	Item No.	Item No.
6 - 1/4	A 60 AM	A 60 AMG	A 60 AMGB	A 60 ABGB
8 - 5/16	A 80 AM	A 80 AMG	A 80 AMGB	A 80 ABGB
10 - 3/8	A 100 AM	A 100 AMG	A 100 AMGB	A 100 ABGB
12.5 - 1/2	A 125 AM	A 125 AMG	A 125 AMGB	A 125 ABGB











**10-foot (3.05 m) SCHIENE Profiles – Anodized Aluminum**

Length = 3.05 m - 10'	Satin anodized aluminum (AE)	Polished chrome anodized aluminum (ACG)	Satin nickel anodized aluminum (AT)	Brushed antique bronze anodized aluminum (ABGB)
H = mm - in.	Item No.	Item No.	Item No.	Item No.
8 - 5/16	AE 80 / 300	A 80 ACG / 300	A 80 AT / 300	A 80 ABGB / 300
10 - 3/8	AE 100 / 300	A 100 ACG / 300	A 100 AT / 300	A 100 ABGB / 300
12.5 - 1/2	AE 125 / 300	A 125 ACG / 300	A 125 AT / 300	A 125 ABGB / 300

**Schluter®-TRENDLINE** Textured Color-coated Aluminum

<b>Schluter®-SCHIENE</b>	
Length = 2.5 m - 8' 2-1/2"	Textured color-coated aluminum (TS)
H = mm - in.	Item No.
6 - 1/4	A 60 + color*
8 - 5/16	A 80 + color*
10 - 3/8	A 100 + color*
11 - 7/16	A 110 + color*
12.5 - 1/2	A 125 + color*

**\*Color Codes**



									
Ivory	Greige	Stone grey	Cream	Beige	Rustic brown	Bronze	Pewter	Light anthracite	Dark anthracite

\* To complete the item number, add the **color** code (e.g., A 60 **TSC**).

Matte White and Matte Black

<b>Schluter®-SCHIENE</b>	
Length = 2.5 m - 8' 2-1/2"	Textured color-coated aluminum
H = mm - in.	Item No.
3 - 1/8	A 30 + color*
4.5 - 3/16	A 45 + color*
6 - 1/4	A 60 + color*
8 - 5/16	A 80 + color*
10 - 3/8	A 100 + color*
11 - 7/16	A 110 + color*
12.5 - 1/2	A 125 + color*

**\*Color Codes**

	
Matte white	Matte black

\* To complete the item number, add the **color** code (e.g., A 60 **MGS**).