









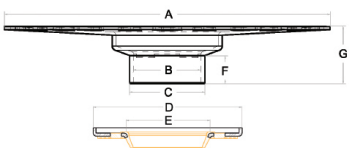
Schluter®-KERDI-DRAIN-A

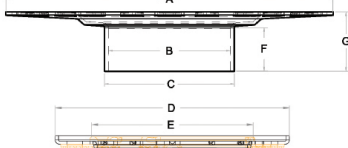
ADAPTOR KIT — 5-1/2" or 7-1/2" ADAPTOR RING

Schluter®-KERDI-DRAIN-A ADAPTOR KITS are used to convert traditional clamping ring drains to integrated bonding flange drains when removal of the clamping ring drain is not practical. A steel adaptor ring with an overmolded rubber gasket replaces the clamping ring and is sealed to the existing drain body using Schluter®-KERDI-FIX. The bonding flange then slides into the adaptor ring and seals against the rubber gasket. Adaptor kits are suitable for both mortar bed and Schluter®-KERDI-SHOWER-T/-TS/-TT shower tray applications.

5-1/2" (139.7 mm) adaptor ring		7-1/2" (191 mm) adaptor ring	
Flange and ring	Item No.	Flange and ring	Item No.
 5-1/2"	KDAM5 FLK ABS	 7-1/2"	KDA7 FLK ABS
 Also included: Height adjustment collar for KERDI-DRAIN grate		 Also included: Lateral adjustment ring for KERDI-DRAIN grate	

Additional components included						
 4x Inside corners	 2x Outside corners	 1x Pipe seal (3/4" - 20 mm)	 1x Mixing valve seal (4-1/2" - 114 mm)	 1x KERDI-FIX sealing and bonding compound (3.38 fl oz – 100 ml)		

Flange and adaptor ring measurements	
	5-1/2"
	A 11-13/16" - 300 mm
	B 2-5/16" - 58.7 mm
	C 2-17/32" - 64.1 mm
	D 5-1/2" - 139.7 mm
	E 2-11/16" - 68.2 mm
	F 1" - 25.2 mm
	G 2-9/32" - 57.8 mm

Flange and adaptor ring measurements	
	7-1/2"
	A 11-13/16" - 300 mm
	B 4-13/32" - 111.8 mm
	C 4-11/16" - 118.9 mm
	D 7-1/2" - 191 mm
	E 5-7/64" - 130 mm
	F 3-1/16" - 77.8 mm
	G 3-41/64" - 92.4 mm



The 6" round/square grates and clean out cover are not compatible with the 5-1/2" ring flange.