

Schluter®-KERDI-DRAIN & KERDI-LINE Adaptor Kits

Modernize Your Drain Without Demolition



Schluter®-Systems

Drain Adaptors & Compensation Board



Schluter®-Systems drain adaptors provide a cost-effective solution for upgrading drainage systems in both residential and commercial applications. KERDI-DRAIN-A and KERDI-LINE-A adaptor kits offer a seamless retrofit solution by converting a large variety of existing clamping ring drains into integrated bonding flange systems that work flawlessly with Schluter waterproofing membranes.

Designed for both mortar bed installations and Schluter's prefabricated shower tray systems, these adaptors enable installers to integrate KERDI-DRAIN and KERDI-LINE drains with existing two-stage drains—eliminating the need for costly and time-consuming demolition—while preserving structural integrity and fire ratings.

Retrofit Efficiency:

Converts pre-installed clamping ring drains without removal, saving time and labor costs.

Watertight Seal:

Employs a steel adaptor ring with an over-molded rubber gasket and KERDI-FIX adhesive to deliver a reliable, leak-proof installation.

Versatile Applications:

Available for both traditional shower drains (KERDI-DRAIN-A) and linear drains (KERDI-LINE-A), and is suitable for mortar beds and prefabricated shower trays.

Industry Certified:

Engineered to meet rigorous standards (ASME A112.18.2/CSA B125.2-2020), ensuring quality performance.

User-Friendly Installation:

Features adjustable bolt patterns for a straightforward, secure installation.

Compensation Board:

Accommodates the height of the adaptor ring for proper alignment and flush installation.



KERDI-DRAIN-A


Adaptor Kit for KERDI-DRAIN Point Drains

The KERDI-DRAIN-A adaptor kit is engineered to convert traditional clamping ring drains into integrated bonding flange drains when removal isn't practical, such as when the existing drain is embedded in concrete. Designed for existing two-stage drain installations, the adaptor ring is available in two sizes—5 1/2" (140 mm) and 7 1/2" (191 mm) diameters—and features versatile perforated hole patterns that align with most common clamping ring configurations. By replacing the original clamping ring with a steel adaptor ring with overmolded rubber gasket, the bonding flange slides seamlessly into place to create a robust, watertight connection.







System Components

- 1 Drain Body with Integrated Bonding Flange**
Forms the essential interface between the drain and the bonded waterproofing membrane at the top of the assembly.
- 2 KERDI-DRAIN-A Adaptor Ring**
Replaces the existing clamping ring, featuring versatile perforated patterns to align with most two-stage drain configurations.
- 3 Tube of KERDI-FIX – 3.38 fl oz (100 ml)**
Applied as a continuous bead to create a secure, moisture-proof bond between the adaptor ring and the installed drain.



KERDI-DRAIN Grate Options

STYLE Brushed Stainless Steel			
			
PURE	FLORAL	CURVE	
Stainless Steel	Nickel	Classic Gold	Vintage Gold
Matte White	Ivory	Greige	Cream
Bronze	Stone Grey	Pewter	Dark anthracite
Matte Black			

CLASSIC Stainless Steel	
	
Stainless Steel	Chrome
Oil-rubbed Bronze	Nickel
Classic Gold	Vintage Gold

CONTOUR Anodized Aluminum


Brushed Nickel
Brushed Copper
Brushed Brass

TILE Tileable Covering Support


KERDI-LINE-A

Adaptor Kit for KERDI-LINE Linear Drains

KERDI-LINE-A is an adaptor kit engineered to convert a traditional clamping ring drain into a KERDI-LINE linear drain. Like KERDI-DRAIN-A, it offers an ideal solution for converting existing drains that are difficult to remove. The steel adaptor ring, featuring an over-molded rubber gasket and multiple perforated hole patterns, replaces the original clamping ring and is secured to the drain body using the existing bolts. The KERDI-LINE channel body outlet slides into the adaptor ring with a tight fit against the rubber gasket, ensuring a reliable watertight seal for the linear drainage system.



System Components

① KERDI-LINE-A Adaptor Ring

A precision-engineered steel ring with an over-molded rubber gasket that replaces the existing clamping ring, featuring perforated hole patterns compatible with most two-stage drain configurations.



5-1/2" (140 mm)



② Tube of KERDI-FIX – 3.38 fl oz (100 ml)

Provides a reliable bond between the adaptor ring and the installed drain, ensuring a leak-proof seal.



Use with KERDI-LINE Linear Drain



Channel Body with Center Outlet



Channel Body with Off-Set Outlet

KERDI-LINE Grate Options



SOLID



SQUARE

Stainless Steel	Chrome	Matte White	Ivory
Greige	Cream	Bronze	Stone Grey
Pewter	Dark Anthracite	Matte Black	

STYLE




CURVE



FLORAL



PURE



TILE

KERDI-SHOWER-CB

Compensation Board



The 1" (2.5 cm)-thick KERDI-SHOWER-CB compensation board is a key component when using Schluter's drain adaptor kits with KERDI-SHOWER prefabricated shower trays. It accommodates the adaptor ring height, ensuring proper alignment and a flush installation that integrates seamlessly with the shower tray system. The compensation board can easily be cut to size to fit around the adaptor ring, and multiple boards can be used to fit the size and shape of the shower.



Commercial Applications

In commercial projects, time is money—and Schluter®-Systems drain adaptor kits deliver significant savings on both fronts. By converting existing clamping ring drains in post-tensioned concrete floors into integrated bonding flange systems, these kits eliminate the need for costly and time-consuming demolition. This efficiency makes the adaptor kits an ideal solution for commercial renovations where minimizing downtime and expense is crucial.

