

Schlüter®-ECK-E

Wall corners & transitions

Stainless steel edge protection

2.6

Product data sheet

Application and Function

Schlüter-ECK-E is a stainless steel corner profile for tiled walls, offering excellent protection for edges subject to heavy stresses, e.g., in industrial kitchens, sanitary facilities, and hospitals. The surface of the profile forms a symmetrically rounded outside corner for the tiled surface. The profile provides excellent edge protection in case of mechanical stresses, as well as a clean and decorative finish for the wall corner.

Schlüter-ECK-E is especially suitable for areas where strict hygienic requirements must be met (e.g. hospitals and industrial kitchens) and where aesthetic appeal is desired.

The Schlüter-ECK-E installed at external wall corners can be combined with the cove-shaped stainless steel profiles Schlüter-DILEX-EHK at internal wall corners and Schlüter-DILEX-EHKS for floor/wall transitions.

Material

Schlüter-ECK-E is available in the following material varieties:

E = stainless steel

V2A material no. 1.4301 = AISI 304

V4A material no. 1.4404 = AISI 316L

The visible surfaces of the profile are covered with a protective foil.



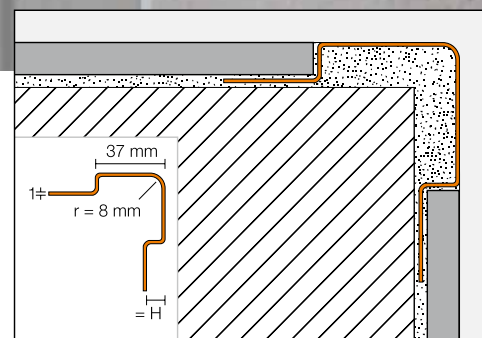
Material properties and areas of application

In special cases, the suitability of the profile must be verified based on the anticipated chemical and mechanical stresses.

The information provided below is intended as a general guideline.

Schlüter-ECK-E is made of roll-formed stainless steel V2A (material no. 1.4301) or V4A (material no. 1.4404). Schlüter-ECK is highly durable and especially suited for application areas that must be resistant to chemicals and acids, such as the food industry, breweries, industrial kitchens, and hospitals as well as residential spaces.

The use of V4A is recommended if consistent exposure is expected, for example in the case of swimming pools (fresh water). Even stainless steel is not resistant to all





chemical stresses, and may be affected by hydrochloric and hydrofluoric acid or certain chloride and brine concentrations. Special anticipated stresses should therefore be verified in advance. Depending on the anticipated chemical stresses, customers can choose between the alloy materials 1.4301 or 1.4404.

Installation

1. Select the profile height according to the tile thickness and the installation method.
2. Apply appropriate tile adhesive to areas where the perforated anchoring legs will be placed. Make sure the adhesive is suitable for the substrate.
3. Press the profile securely into the tile adhesive and align.
4. Trowel additional tile adhesive over the anchoring legs to ensure full coverage and support of the tile edges.

5. Solidly embed the tiles so that the tiled surface is flush with the top of the profile.
6. A joint of approximately 2 mm should be left between the tile and the profile. This joint is filled completely during the grouting process of the tile covering.
7. Remove the protective foil immediately after grouting.

Maintenance

Schlüter-ECK-E requires no special maintenance or care. Clean profiles using common household cleaning agents. Stainless steel surfaces develop a sheen when treated with a chrome-polishing agent. Stainless steel surfaces exposed to the environment or aggressive substances should be cleaned periodically using a mild household cleaner.

Regular cleaning maintains the neat appearance of stainless steel and reduces the corrosion risk. All cleaning agents must be free of hydrochloric acid.

Do not use abrasive cleaning agents on the sensitive surfaces. Avoid contact with other metals such as steel, since this can cause extraneous rust. This also includes tools such as trowels or steel wool, i.e., tools used to remove mortar residue.

We recommend the use of the stainless steel cleaning polish Schlüter-CLEAN-CP.

Product Overview

Schlüter®-ECK-E

E = stainless steel, EB = brushed stainless steel,
EV4A = stainless steel 1.4404 (V4A)

Length supplied: 3.00 m

Material	E	EB	EV4A
H = 6 mm	•	•	
H = 8 mm	•	•	•
H = 11 mm	•	•	•

Length supplied: 2.50 m

Material	E	EB	EV4A
H = 6 mm	•	•	
H = 8 mm	•	•	•
H = 11 mm	•	•	•

Length supplied: 2.00 m

Material	E	EB	EV4A
H = 6 mm	•	•	
H = 8 mm	•	•	•
H = 11 mm	•	•	•

Length supplied: 1.50 m




Material	E	EB	EV4A
H = 6 mm	•	•	
H = 8 mm	•	•	•
H = 11 mm	•	•	•



Schlüter-Systems KG  Schmölestraße 7 | D-58640 Iserlohn

 +49 2371 971-0  +49 2371 971-1111  info@schluter.de  schluter-systems.com

Schlüter-Systems Ltd  Units 3-6 Bardon 22 Industrial Estate | Bardon Hill | Coalville | Leicestershire | LE67 1TE

 +44 (0) 1530 813396  sales@schluter.co.uk  schluter.co.uk